

El Paso County Hospital District

Proposed Fiscal Year 2025 Operating, Capital and Debt Service Budget



What is our financial health?

Hospital District Rating Agency Scores

- KBRA a/k/a Kroll
 - AA-
 - Stable outlook
 - July 2024
- FitchRatings
 - A-
 - Stable outlook
 - July 2024
- Standard & Poors
 - BBB+
 - Stable outlook
 - July 2024
- Moody's
 - Baa2
 - Stable outlook
 - September 2022

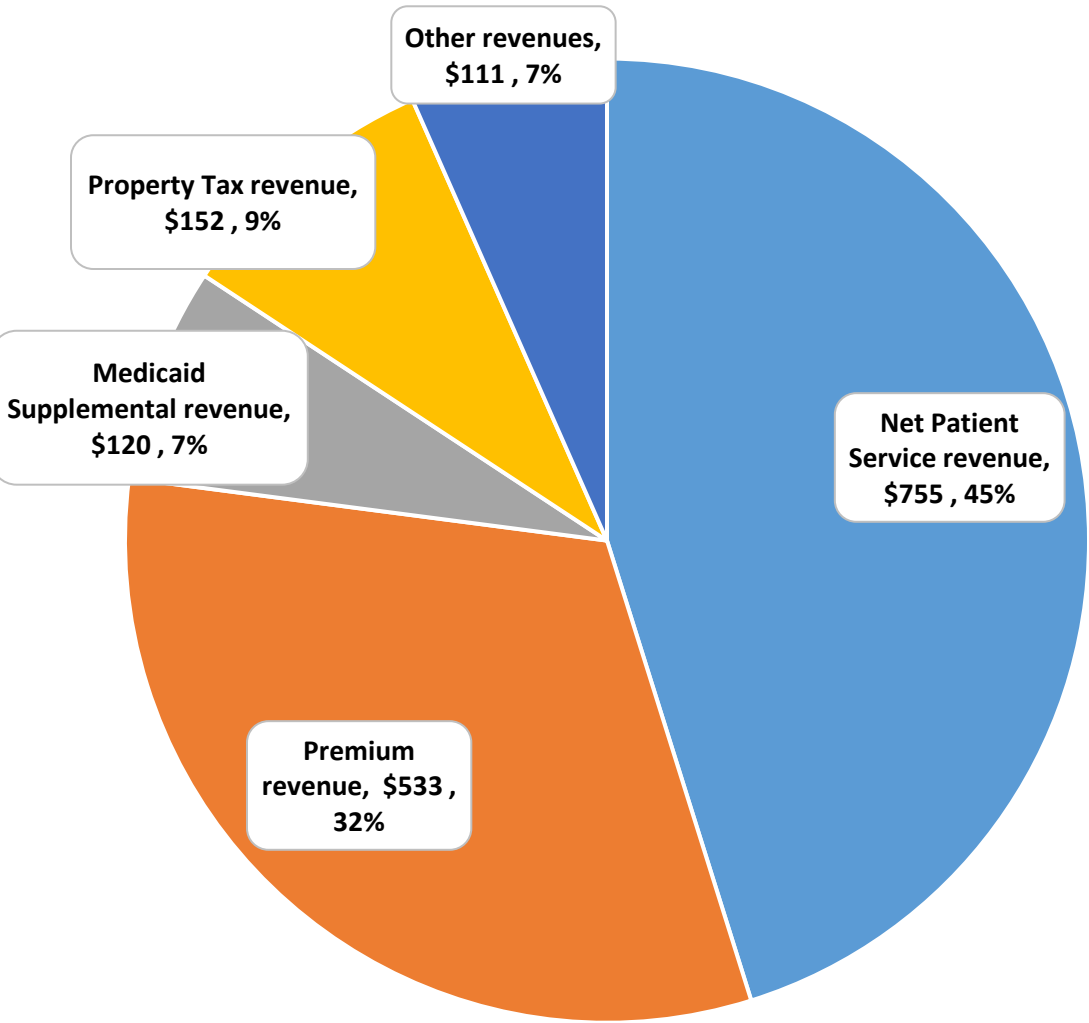
	Kroll	Fitch	S&P	Moody's	Meaning
I n v e s t m e n t G r a d e	AAA	AAA	AAA	Aaa	Prime
	AA+	AA+	AA+	Aa1	High Grade
	AA	AA	AA	Aa2	
	AA-	AA-	AA-	Aa3	
	A+	A+	A+	A1	Upper Medium Grade
	A	A	A	A2	
	A-	A-	A-	A3	
	BBB+	BBB+	BBB+	Baa1	Lower Medium Grade
	BBB	BBB	BBB	Baa2	
	BBB-	BBB-	BBB-	Baa3	
S p e c u l a t i v e G r a d e	BB+	BB+	BB+	Ba1	Non Investment Grade Speculative
	BB	BB	BB	Ba2	
	BB-	BB-	BB-	Ba3	
	B+	B+	B+	B1	High Speculative
	B	B	B	B2	
	B-	B-	B-	B3	
	CCC+	CCC+	CCC+	Caa1	Substantial Risks
	CCC	CCC	CCC	Caa2	Extremely Speculative
	CCC-	CCC-	CCC-	Caa3	In Default with Little Prospect for Recovery
	CC	CC	CC	Ca	
	C	C	C	C	In Default
	D	RD D	D		



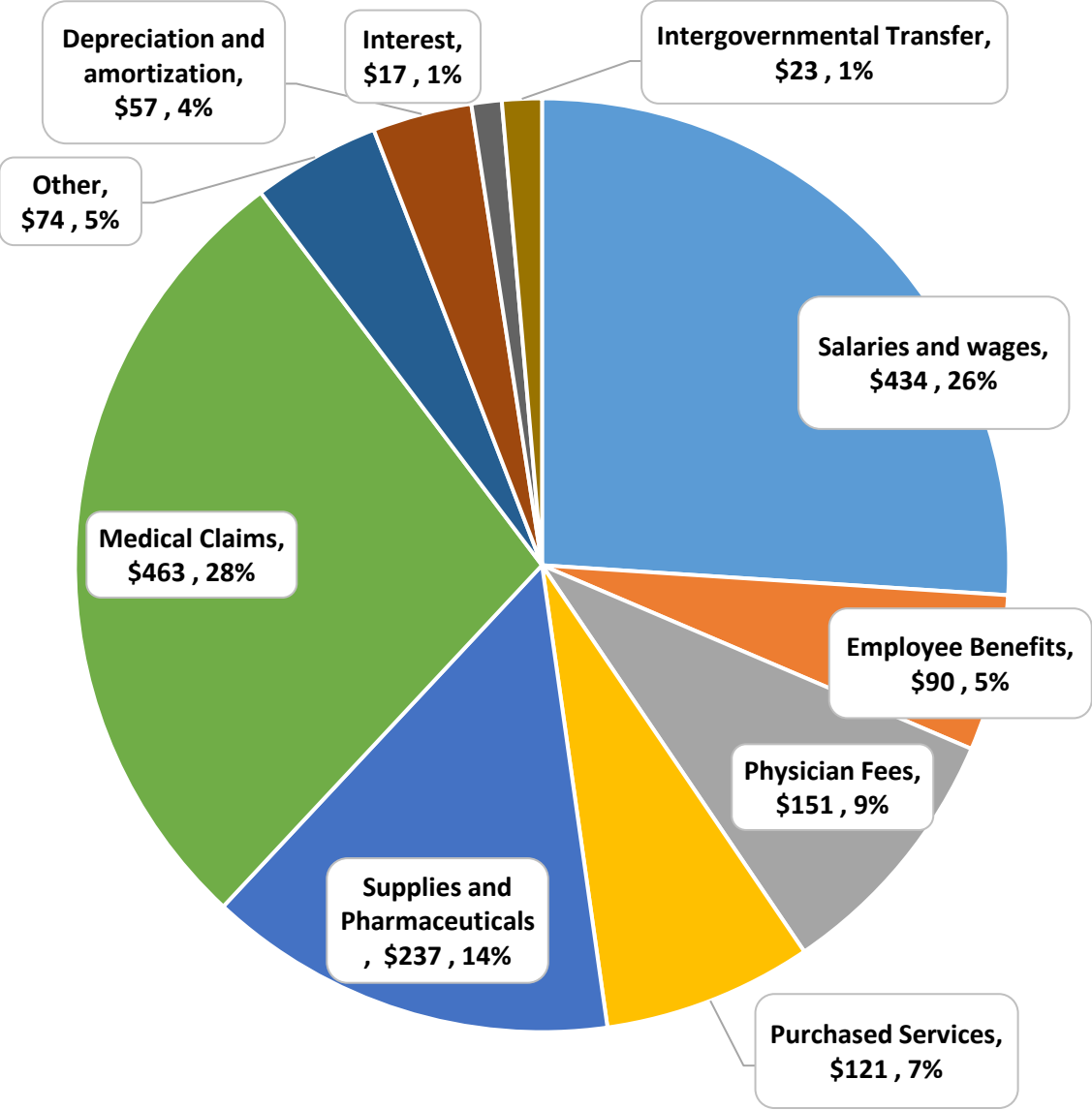
FY 2025 Proposed Operating Budget Revenue and Expense Assumptions

District FY 2025 Proposed Operating Budget

District 2025 Revenue Budget, \$1.671B (in millions)



District 2025 Expense Budget, \$1.668 billion (in millions)



District Change in Net Position by Component Unit

2025
Budget

Combined Total	\$ 3,343,774
-----------------------	---------------------

UMC El Paso	\$ (15,895,765)
El Paso Health	\$ 5,468,502
El Paso Children's	\$ 8,606,008
UMC Foundation	\$ 3,347,824
Eliminations	\$ 1,817,205

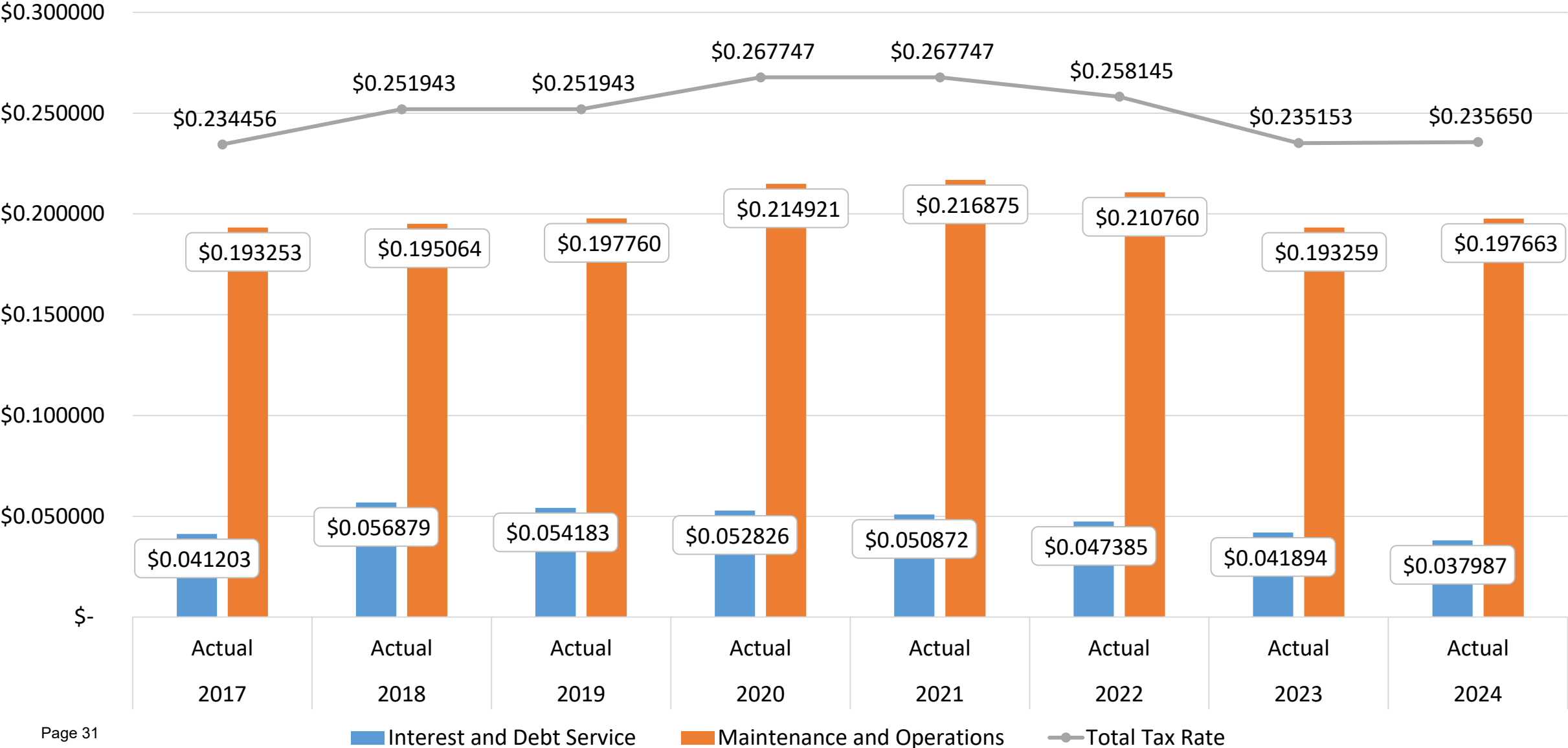
Cash Flow From Operations:

Change in Net Position	\$ 3,343,774
Depreciation and amortization expense	57,463,908
Cash Flows from Operations	<u>\$ 60,807,682</u>



How is the taxpayer affected?

UMC Property Tax Rate



Community Tax Rate, El Paso ISD



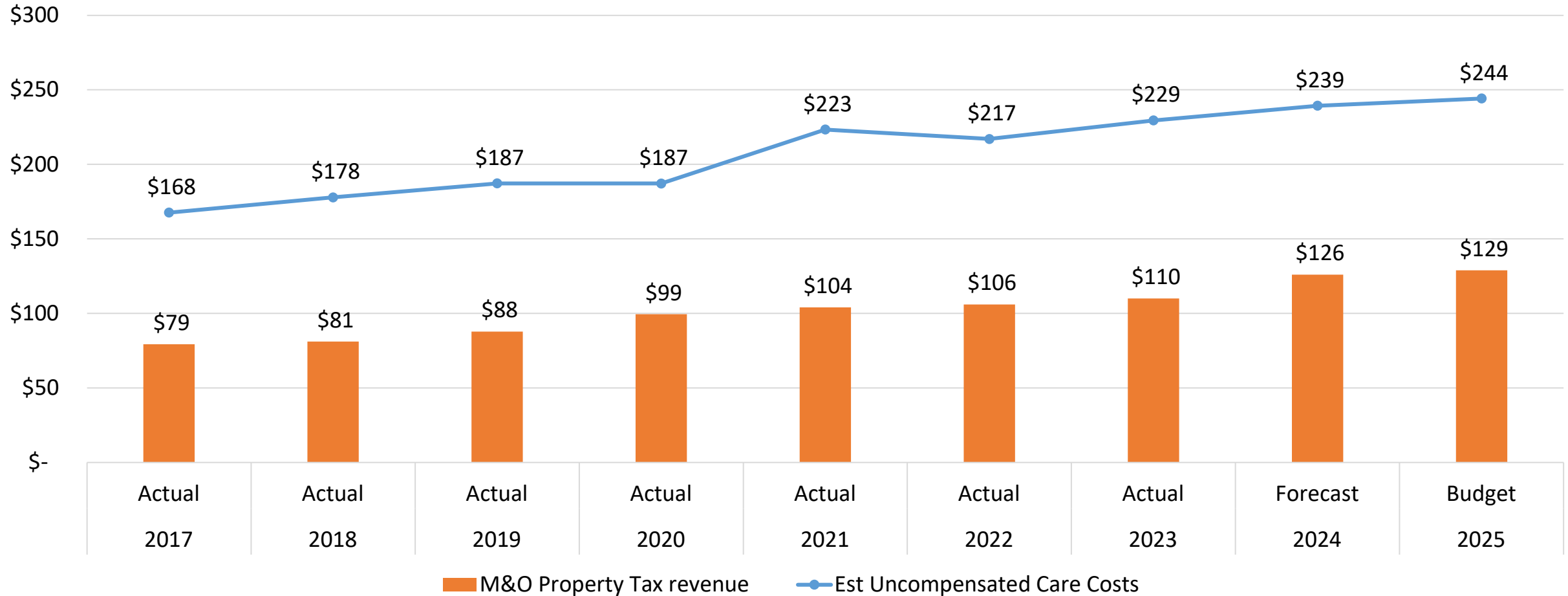
Fiscal Year	EPCC	UMC	El Paso County	City of El Paso	El Paso I.S.D.
2021	\$0.140, 4.5%	\$0.268, 8.6%	\$0.489, 15.7%	\$0.907, 29.1%	\$1.318, 42.2%
2022	\$0.135, 4.3%	\$0.258, 8.3%	\$0.470, 15.0%	\$0.907, 29.0%	\$1.354, 43.3%
2023	\$0.123, 4.2%	\$0.235, 7.9%	\$0.426, 14.4%	\$0.862, 29.1%	\$1.314, 44.4%
2024	\$0.116, 4.2%	\$0.236, 8.5%	\$0.459, 16.6%	\$0.819, 29.6%	\$1.137, 41.1%

UMC El Paso FY 2025 Tax Rate Scenarios: 1/1/2024 Property Valuations



	Fiscal Year 2024		Fiscal Year 2025 Budget		
	2023 (As Adopted)	2023 Final Certified Values	No New-Revenue Rate	Voter-Approval Rate	Last year's rate
Total Taxable value					
Taxable value of existing properties			\$ 69,413,944,594		
Taxable value of new properties / improvements			\$ 68,155,608,140		
			1,258,336,454		
Total Taxable Value \$ increase		\$ 1,359,225,333	\$ 4,633,153,213		
Total Taxable Value % increase		2.2%	7.5%		
Total Tax Rate					
Maintenance & Operations Tax Rate	\$ 0.235650	\$ 0.235650	\$ 0.219526	\$ 0.233385	\$ 0.235650
Interest & Debt Service Tax Tax	\$ 0.197663	\$ 0.198476	\$ 0.185607	\$ 0.199466	\$ 0.201731
	\$ 0.037987	\$ 0.037174	\$ 0.033919	\$ 0.033919	\$ 0.033919
Expected Property Tax revenue					
Maintenance and Operations	\$ 146,487,651	\$ 149,619,313	\$ 152,381,656	\$ 162,001,735	\$ 163,573,960
Interest and Debt Service	\$ 122,873,499	\$ 126,005,161	\$ 128,836,631	\$ 138,456,710	\$ 140,028,935
	\$ 23,614,152	\$ 23,614,152	\$ 23,545,025	\$ 23,545,025	\$ 23,545,025
Variance from No New Revenue Rate				\$ 9,620,079	\$ 11,192,304
Variance from prior year		\$ 3,131,662	\$ 2,762,343	\$ 12,382,422	\$ 13,954,647
Average Home Value					
Average Appraisal Value	\$ 211,762	\$ 216,705	\$ 231,206		
Average Net Taxable value	\$ 187,259	\$ 191,503	\$ 205,956		
Annual property taxes due	\$ 441.28	\$ 451.28	\$ 452.13	\$ 480.67	\$ 485.34
Annual tax \$ change from prior year			\$ 0.85	\$ 29.39	\$ 44.06
Annual tax \$ change from No New Revenue Tax Rate				\$ 28.54	\$ 43.21
Monthly tax \$ change from prior year			\$ 0.07	\$ 2.45	\$ 3.67
Monthly tax \$ change from No New Revenue Tax Rate				\$ 2.38	\$ 3.60

UMC- Uncompensated Care & Property Tax Revenue





FY 2025 Proposed Routine Capital Budget

FY 2025 Proposed Routine Capital Budget

UMC	\$17,000,000
El Paso Children's	6,248,379
El Paso Health	<u>2,797,658</u>
Total	<u>\$ 26,046,037</u>



FY 2025 Proposed Debt Service Budget

FY 2025 Proposed Debt Service Budget

Tax Supported:

General Obligation Refunding Bonds, Series 2017	\$ 7,230,250
Combination Tax and Revenue Certificates of Obligation, Series 2013	7,271,469
General Obligation Refunding Bonds, Series 2013	<u>9,127,350</u>
Subtotal	23,629,069

Non-Tax Supported:

Revenue Bonds, Series 2023	<u>3,600,000</u>
Total	<u><u>\$ 27,229,069</u></u>

A photograph of the El Paso Children's Hospital building at night. The building is a large, multi-story structure with many windows, some of which are illuminated. The name "El Paso Children's" is visible on the upper part of the building. In the foreground, there are trees and a street with some cars. The entire image has a blue overlay, and the word "QUESTIONS?" is written in large, white, sans-serif capital letters in the center. A white horizontal line is positioned below the text.

QUESTIONS?